

Barbed Insert Fittings Barbed Insert Fittings



STANDARDS & SPECIFICATIONS

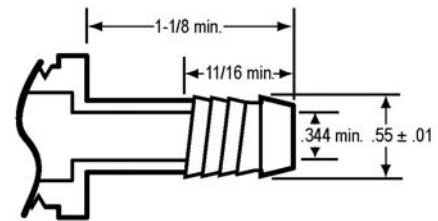


ASTM D 2609 Plastic Insert Fittings for Polyethylene (PE) Plastic Pipe.

Material Spears® Insert Fittings are produced from PVC Type 1, Cell Classification 12454, CPVC Cell Classification 23447 or Polypropylene (PP).

It is the user's responsibility to determine the suitability for the intended service application.

Dimensions of Spiral Barb Ends

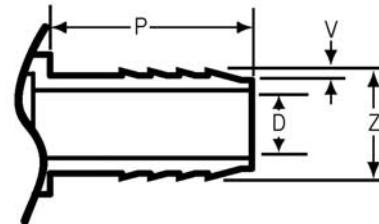


Dimensions of Polyethylene Pipe ASTM D 2104 and D 2239

Spears® Manufacturing Company Insert Fittings are designed for use with polyethylene pipe produced with average inside diameter as shown in the chart below.

| Nominal Size in. | Average I.D. in. | Tolerance in. |
|---------------------|---------------------|------------------|
| 1/2 | .622 | + .010 - .010 |
| 3/4 | .824 | + .010 - .015 |
| 1 | 1.049 | + .010 - .020 |
| 1-1/4 | 1.380 | + .010 - .020 |
| 1-1/2 | 1.610 | + .015 - .020 |
| 2 | 2.067 | + .015 - .020 |
| 2-1/2 | 2.469 | + .010 - .025 |
| 3 | 3.068 | + .015 - .030 |
| 4 | 4.026 | + .015 - .035 |

Dimensions of Insert Ends ASTM D 2609



| Nominal Size in. | Insert Length "P" min. | Barb O.D. "Z" | | Barb Depth "V" min. | Inside Diameter "D" min. |
|---------------------|------------------------------|---------------|-------|---------------------------|--------------------------------|
| | | max. | min. | | |
| 1/2 | 1-1/4 | 0.665 | 0.635 | 0.015 | 0.406 |
| 3/4 | 1-1/4 | 0.865 | 0.835 | 0.015 | 0.562 |
| 1 | 1-1/4 | 1.095 | 1.065 | 0.020 | 0.750 |
| 1-1/4 | 1-1/4 | 1.425 | 1.395 | 0.025 | 0.995 |
| 1-1/2 | 1-1/2 | 1.665 | 1.630 | 0.030 | 1.125 |
| 2 | 1-1/2 | 2.125 | 2.085 | 0.030 | 1.656 |
| 2-1/2 | 2 | 2.520 | 2.487 | 0.030 | 2.062 |
| 3 | 2-1/8 | 3.125 | 3.086 | 0.030 | 2.600 |
| 4 | 3 | 4.090 | 4.044 | 0.030 | 3.525 |

INSERT FITTING INSTALLATION

Pipe is cut to length with handsaw or knife. When installing flexible lines, (a) snake line one foot or more per 100 lineal feet, (b) cold water should be run through lines prior to backfilling to permit pipe to contract, (c) care should be taken to prevent large and sharp-edged rocks from being in position to crush pipe. Insert fittings are used to join lengths of flexible pipe. Stainless steel clamps are first slipped over ends of pipe, fitting is inserted and steel clamps are tightened securely over barbs on fittings. DO NOT use oil or detergent on any fittings. Use plain water or soapy water as lubricant on fitting. For attachment to previously installed metallic systems or threaded fixtures, the insert adapter is utilized. Apply thread sealant to the threaded end of adapter and tighten into female connection. Steel clamp is then slipped over pipe end and pipe slipped over serrated end of insert adapter. Steel clamp is then positioned over serrations on insert adapter and securely tightened with a screwdriver.

TWIST LOCK INSERT INSTALLATION

Twist Lock Fittings with built in lock ring are installed the same as regular Insert Fittings, but do not require steel clamps. Check that lock ring component is fully threaded onto fitting. Slip pipe over serrated end of insert adapter. Twist lock ring back over pipe and barb to seal.

SPIRAL BARB FITTING INSTALLATION

Spiral Barb fittings are designed for use with 1/2" (.490) polyethylene irrigation hose and do not require steel clamps. Install with a twisting motion to fully engage barbs.



Barbed Insert Fittings Barbed Insert Fittings

| Part Number | Size | Std Pk | Mstr Ctn | Disc Code | Price Each |
|-------------|------|--------|----------|-----------|------------|
|-------------|------|--------|----------|-----------|------------|

PVC Twist Lock Coupling

Loc Insert x Loc Insert

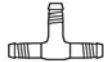


Requires NO Clamps

| | | | | | |
|------------|-----|----|-----|-----|------|
| 1429TL-005 | 1/2 | 50 | 600 | 140 | 5.98 |
| 1429TL-007 | 3/4 | 50 | 600 | 140 | 7.27 |
| 1429TL-010 | 1 | 50 | 400 | 140 | 8.65 |

PVC Spiral Barb Tee

Spiral Barb

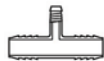


3/8" Spiral Barb accepts .490 Irrigation Pipe.

| | | | | | |
|----------|-----|----|-----|-----|------|
| 1401-003 | 3/8 | 50 | 800 | 140 | 1.81 |
|----------|-----|----|-----|-----|------|

PVC Spiral Barb Tee

Insert x Insert x Spiral Barb

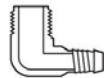


3/8" Spiral Barb accepts .490 Irrigation Pipe.

| | | | | | |
|----------|---------|----|-----|-----|------|
| 1401-099 | 3/4X3/8 | 25 | 450 | 140 | 3.29 |
| 1401-129 | 1X3/8 | 25 | 200 | 140 | 3.58 |

PP Spiral Barb 90° Ell

Mipt x Spiral Barb

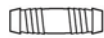


3/8" Spiral Barb accepts .490 Irrigation Pipe.

| | | | | | |
|----------|---------|----|-----|-----|------|
| 1413-073 | 1/2X3/8 | 50 | 200 | 140 | 1.29 |
| 1413-099 | 3/4X3/8 | 50 | 200 | 140 | 1.29 |

PVC Spiral Barb Coupling

Spiral Barb x Spiral Barb

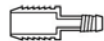


3/8" Spiral Barb accepts .490 Irrigation Pipe.

| | | | | | |
|----------|-----|----|-----|-----|------|
| 1429-003 | 3/8 | 50 | 300 | 140 | 1.95 |
|----------|-----|----|-----|-----|------|

PVC Spiral Barb Coupling

Insert x Spiral Barb

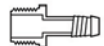


3/8" Spiral Barb accepts .490 Irrigation Pipe.

| | | | | | |
|----------|---------|----|-----|-----|------|
| 1429-099 | 3/4X3/8 | 50 | 600 | 140 | 2.13 |
| 1429-129 | 1X3/8 | 50 | 200 | 140 | 2.27 |

PP Spiral Barb Male Adapter

Mipt x Spiral Barb



3/8" Spiral Barb accepts .490 Irrigation Pipe.

| | | | | | |
|----------|---------|----|-----|-----|------|
| 1436-073 | 1/2X3/8 | 50 | 300 | 140 | 1.29 |
| 1436-099 | 3/4X3/8 | 50 | 300 | 140 | 1.29 |

PVC Tee

Insert x Insert x Insert



| | | | | | |
|-----------|-------|----|-----|-----|--------|
| 1401-005 | 1/2 | 50 | 400 | 140 | 2.11 |
| 1401-007 | 3/4 | 50 | 0 | 140 | 2.28 |
| 1401-010 | 1 | 25 | 150 | 140 | 2.97 |
| 1401-012 | 1-1/4 | 10 | 80 | 140 | 4.64 |
| 1401-015 | 1-1/2 | 10 | 0 | 140 | 5.26 |
| 1401-020 | 2 | 10 | 0 | 140 | 10.38 |
| 1401-040* | 4 | 2 | 0 | 140 | 159.86 |
| 1401-060* | 6 | 1 | 0 | 140 | 299.44 |

* Assembled molded components

| Part Number | Size | Std Pk | Mstr Ctn | Disc Code | Price Each |
|-------------|------|--------|----------|-----------|------------|
|-------------|------|--------|----------|-----------|------------|

CPVC Tee

Insert x Insert x Insert



| | | | | | |
|-----------|-----|----|-----|-----|------|
| 1401-005C | 1/2 | 50 | 400 | 143 | 3.52 |
|-----------|-----|----|-----|-----|------|

PVC Reducing Tee

Insert x Insert x Insert



| | | | | | |
|-----------|-------------------|----|-----|-----|--------|
| 1401-074 | 1/2X3/4 | 25 | 400 | 140 | 5.69 |
| 1401-094 | 3/4X1/2X1/2 | 25 | 300 | 140 | 2.85 |
| 1401-101 | 3/4X1/2 | 25 | 150 | 140 | 2.58 |
| 1401-102 | 3/4X1 | 25 | 275 | 140 | 6.56 |
| 1401-124 | 1X3/4X1/2 | 25 | 200 | 140 | 4.15 |
| 1401-125 | 1X3/4X3/4 | 25 | 200 | 140 | 4.93 |
| 1401-130 | 1X1/2 | 25 | 200 | 140 | 3.02 |
| 1401-131 | 1X3/4 | 25 | 200 | 140 | 3.05 |
| 1401-132 | 1X1-1/4 | 25 | 0 | 140 | 9.16 |
| 1401-156 | 1-1/4X1X1/2 | 25 | 0 | 140 | 5.66 |
| 1401-157 | 1-1/4X1X3/4 | 25 | 0 | 140 | 5.66 |
| 1401-158 | 1-1/4X1X1 | 25 | 0 | 140 | 5.66 |
| 1401-166 | 1-1/4X1/2 | 25 | 0 | 140 | 3.98 |
| 1401-167 | 1-1/4X3/4 | 25 | 0 | 140 | 3.98 |
| 1401-168 | 1-1/4X1 | 25 | 0 | 140 | 3.98 |
| 1401-201 | 1-1/2X1-1/4X3/4 | 10 | 80 | 140 | 7.13 |
| 1401-202 | 1-1/2X1-1/4X1 | 10 | 80 | 140 | 7.13 |
| 1401-203 | 1-1/2X1-1/4X1-1/4 | 10 | 0 | 140 | 7.13 |
| 1401-209 | 1-1/2X1/2 | 10 | 80 | 140 | 6.94 |
| 1401-210 | 1-1/2X3/4 | 10 | 80 | 140 | 6.94 |
| 1401-211 | 1-1/2X1 | 10 | 80 | 140 | 6.94 |
| 1401-212 | 1-1/2X1-1/4 | 10 | 0 | 140 | 6.94 |
| 1401-241 | 2X1-1/2X1-1/2 | 10 | 0 | 140 | 9.16 |
| 1401-247 | 2X1/2 | 10 | 0 | 140 | 9.87 |
| 1401-248 | 2X3/4 | 10 | 0 | 140 | 9.87 |
| 1401-249 | 2X1 | 10 | 0 | 140 | 9.87 |
| 1401-250 | 2X1-1/4 | 10 | 0 | 140 | 10.34 |
| 1401-251 | 2X1-1/2 | 10 | 0 | 140 | 10.64 |
| 1401-335* | 3X1 | 5 | 0 | 140 | 110.40 |
| 1401-338* | 3X2 | 5 | 0 | 140 | 121.67 |

* Assembled molded components

PVC Tee

Insert x Insert x Fipt



| | | | | | |
|----------|-------|----|-----|-----|-------|
| 1402-005 | 1/2 | 50 | 400 | 140 | 2.28 |
| 1402-007 | 3/4 | 50 | 0 | 140 | 3.44 |
| 1402-010 | 1 | 25 | 0 | 140 | 4.05 |
| 1402-012 | 1-1/4 | 10 | 0 | 140 | 5.95 |
| 1402-015 | 1-1/2 | 10 | 0 | 140 | 10.34 |
| 1402-020 | 2 | 10 | 0 | 140 | 12.82 |

PVC Reducing Tee

Insert x Insert x Fipt



| | | | | | |
|----------|-----------------|----|-----|-----|-------|
| 1402-094 | 3/4X1/2X1/2 | 25 | 200 | 140 | 3.73 |
| 1402-101 | 3/4X1/2 | 25 | 150 | 140 | 2.85 |
| 1402-124 | 1X3/4X1/2 | 25 | 200 | 140 | 4.66 |
| 1402-125 | 1X3/4X3/4 | 25 | 0 | 140 | 5.56 |
| 1402-130 | 1X1/2 | 25 | 200 | 140 | 3.74 |
| 1402-131 | 1X3/4 | 25 | 200 | 140 | 3.74 |
| 1402-156 | 1-1/4X1X1/2 | 25 | 0 | 140 | 6.89 |
| 1402-157 | 1-1/4X1X3/4 | 25 | 0 | 140 | 8.06 |
| 1402-166 | 1-1/4X1/2 | 25 | 0 | 140 | 5.11 |
| 1402-167 | 1-1/4X3/4 | 25 | 0 | 140 | 5.63 |
| 1402-168 | 1-1/4X1 | 25 | 0 | 140 | 5.95 |
| 1402-199 | 1-1/2X1-1/4X1/2 | 25 | 0 | 140 | 10.85 |
| 1402-201 | 1-1/2X1-1/4X3/4 | 10 | 0 | 140 | 12.08 |

Barbed Insert Fittings Barbed Insert Fittings



| Part Number | Size | Std Pk | Mstr Ctn | Disc Code | Price Each |
|-------------------------------------|---------------|--------|----------|-----------|------------|
| PVC Reducing Tee (continued) | | | | | |
| Insert x Insert x Fipt | | | | | |
| 1402-202 | 1-1/2X1-1/4X1 | 10 | 0 | 140 | 13.82 |
| 1402-209 | 1-1/2X1/2 | 10 | 80 | 140 | 7.85 |
| 1402-210 | 1-1/2X3/4 | 10 | 80 | 140 | 9.29 |
| 1402-211 | 1-1/2X1 | 10 | 0 | 140 | 9.29 |
| 1402-212 | 1-1/2X1-1/4 | 10 | 0 | 140 | 9.53 |
| 1402-247 | 2X1/2 | 10 | 0 | 140 | 10.53 |
| 1402-248 | 2X3/4 | 10 | 0 | 140 | 11.12 |
| 1402-249 | 2X1 | 10 | 0 | 140 | 12.24 |
| 1402-251 | 2X1-1/2 | 10 | 0 | 140 | 12.82 |

PVC Tee

Insert x Insert x Mipt



| | | | | | |
|----------|-------|----|-----|-----|-------|
| 1403-005 | 1/2 | 50 | 500 | 140 | 2.92 |
| 1403-007 | 3/4 | 50 | 0 | 140 | 3.98 |
| 1403-010 | 1 | 25 | 0 | 140 | 5.11 |
| 1403-012 | 1-1/4 | 10 | 80 | 140 | 6.64 |
| 1403-015 | 1-1/2 | 10 | 0 | 140 | 7.43 |
| 1403-020 | 2 | 10 | 0 | 140 | 11.56 |

PVC Reducing Tee

Insert x Insert x Mipt



| | | | | | |
|----------|---------|----|-----|-----|------|
| 1403-130 | 1X1X1/2 | 25 | 200 | 140 | 4.87 |
| 1403-131 | 1X1X3/4 | 25 | 0 | 140 | 4.87 |

PVC Tee

Insert x Insert x Socket



| | | | | | |
|----------|---|----|---|-----|------|
| 1404-010 | 1 | 25 | 0 | 140 | 4.05 |
|----------|---|----|---|-----|------|

PVC Reducing Tee

Insert x Insert x Socket



| | | | | | |
|----------|-----------|-----|---|-----|------|
| 1404-102 | 3/4X3/4X1 | 100 | 0 | 140 | 6.56 |
|----------|-----------|-----|---|-----|------|

PVC Side Outlet Tee

Insert x Insert x Insert x Fipt



| | | | | | |
|----------|---------|----|---|-----|------|
| 1416-007 | 3/4X3/4 | 50 | 0 | 140 | 7.16 |
|----------|---------|----|---|-----|------|

PVC Reducing Side Outlet Tee

Insert x Insert x Insert x Fipt



| | | | | | |
|----------|---------|----|---|-----|------|
| 1416-101 | 3/4X1/2 | 50 | 0 | 140 | 7.16 |
| 1416-130 | 1X1/2 | 50 | 0 | 140 | 7.62 |
| 1416-131 | 1X3/4 | 50 | 0 | 140 | 7.62 |

PVC 90° EII

Insert x Insert



| | | | | | |
|-----------|-------|----|------|-----|-------|
| 1406-005 | 1/2 | 50 | 1000 | 140 | 1.93 |
| 1406-007 | 3/4 | 50 | 400 | 140 | 2.36 |
| 1406-010 | 1 | 25 | 200 | 140 | 2.61 |
| 1406-012 | 1-1/4 | 10 | 180 | 140 | 2.92 |
| 1406-015 | 1-1/2 | 10 | 80 | 140 | 3.44 |
| 1406-020 | 2 | 10 | 0 | 140 | 4.80 |
| 1406-025 | 2-1/2 | 10 | 0 | 140 | 21.67 |
| 1406-040* | 4 | 2 | 0 | 140 | 71.74 |

* Assembled

| Part Number | Size | Std Pk | Mstr Ctn | Disc Code | Price Each |
|-------------|------|--------|----------|-----------|------------|
|-------------|------|--------|----------|-----------|------------|

CPVC 90° EII

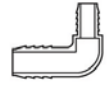
Insert x Insert



| | | | | | |
|-----------|-----|----|---|-----|------|
| 1407-007C | 3/4 | 50 | 0 | 142 | 3.31 |
|-----------|-----|----|---|-----|------|

PVC 90° Reducing EII

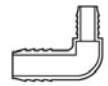
Insert x Insert



| | | | | | |
|----------|-------------|----|-----|-----|------|
| 1406-101 | 3/4X1/2 | 25 | 300 | 140 | 2.23 |
| 1406-131 | 1X3/4 | 25 | 300 | 140 | 2.74 |
| 1406-168 | 1-1/4X1 | 25 | 0 | 140 | 4.05 |
| 1406-212 | 1-1/2X1-1/4 | 10 | 80 | 140 | 4.80 |
| 1406-251 | 2X1-1/2 | 10 | 0 | 140 | 5.28 |

CPVC 90° Reducing EII

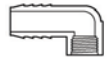
Insert x Insert



| | | | | | |
|-----------|---------|----|-----|-----|------|
| 1407-074C | 1/2X3/4 | 20 | 160 | 143 | 6.59 |
|-----------|---------|----|-----|-----|------|

PVC 90° EII

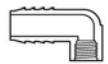
Insert x Fipt



| | | | | | |
|----------|-------|----|-----|-----|------|
| 1407-005 | 1/2 | 50 | 400 | 140 | 2.17 |
| 1407-007 | 3/4 | 50 | 0 | 140 | 2.36 |
| 1407-010 | 1 | 25 | 0 | 140 | 3.02 |
| 1407-012 | 1-1/4 | 10 | 140 | 140 | 4.48 |
| 1407-015 | 1-1/2 | 10 | 0 | 140 | 5.11 |
| 1407-020 | 2 | 10 | 0 | 140 | 8.62 |

PVC 90° Reducing EII

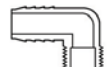
Insert x Fipt



| | | | | | |
|----------|-------------|----|-----|-----|------|
| 1407-074 | 1/2X3/4 | 50 | 400 | 140 | 2.23 |
| 1407-101 | 3/4X1/2 | 50 | 400 | 140 | 2.23 |
| 1407-130 | 1X1/2 | 25 | 300 | 140 | 2.36 |
| 1407-131 | 1X3/4 | 25 | 200 | 140 | 2.74 |
| 1407-166 | 1-1/4X1/2 | 25 | 200 | 140 | 4.05 |
| 1407-167 | 1-1/4X3/4 | 25 | 250 | 140 | 4.05 |
| 1407-168 | 1-1/4X1 | 25 | 0 | 140 | 4.05 |
| 1407-211 | 1-1/2X1 | 10 | 80 | 140 | 4.61 |
| 1407-212 | 1-1/2X1-1/4 | 10 | 80 | 140 | 5.01 |
| 1407-251 | 2X1-1/2 | 10 | 0 | 140 | 8.18 |

PVC 90° EII

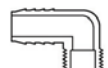
Insert x Mipt



| | | | | | |
|-----------|-------|----|-----|-----|-------|
| 1413-005 | 1/2 | 50 | 600 | 140 | 2.42 |
| 1413-007 | 3/4 | 50 | 400 | 140 | 3.35 |
| 1413-010 | 1 | 25 | 200 | 140 | 4.40 |
| 1413-012 | 1-1/4 | 10 | 120 | 140 | 5.85 |
| 1413-015 | 1-1/2 | 10 | 80 | 140 | 7.77 |
| 1413-015H | 1-1/2 | 10 | 80 | 140 | 7.77 |
| 1413-020 | 2 | 10 | 0 | 140 | 12.26 |

CPVC 90° EII

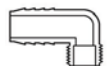
Insert x Mipt



| | | | | | |
|-----------|---|----|---|-----|-------|
| 1413-020C | 2 | 10 | 0 | 140 | 15.27 |
|-----------|---|----|---|-----|-------|

PVC 90° Reducing EII

Insert x Mipt



| | | | | | |
|----------|---------|----|-----|-----|------|
| 1413-055 | 3/8X3/4 | 50 | 200 | 140 | 2.61 |
| 1413-101 | 3/4X1/2 | 50 | 300 | 140 | 4.19 |
| 1413-130 | 1X1/2 | 50 | 400 | 140 | 4.77 |



Barbed Insert Fittings Barbed Insert Fittings

| Part Number | Size | Std Pk | Mstr Ctn | Disc Code | Price Each |
|-------------|------|--------|----------|-----------|------------|
|-------------|------|--------|----------|-----------|------------|

PVC 90° Reducing Ell (continued)

Insert x Mipt

| | | | | | |
|----------|-------|----|---|-----|------|
| 1413-131 | 1X3/4 | 50 | 0 | 140 | 5.12 |
|----------|-------|----|---|-----|------|

PVC 90° Side Outlet Ell

Insert x Insert x Fipt



| | | | | | |
|----------|-------------|----|-----|-----|------|
| 1414-101 | 3/4X3/4X1/2 | 50 | 0 | 140 | 5.56 |
| 1414-130 | 1X1X1/2 | 25 | 200 | 140 | 5.97 |
| 1414-131 | 1X3/4 | 50 | 0 | 140 | 5.97 |

PVC Cross

Insert



| | | | | | |
|----------|-----|----|-----|-----|------|
| 1420-005 | 1/2 | 50 | 0 | 140 | 4.07 |
| 1420-007 | 3/4 | 25 | 150 | 140 | 5.52 |
| 1420-010 | 1 | 25 | 0 | 140 | 6.86 |

PVC Coupling

Insert x Insert



| | | | | | |
|-----------|-------|----|-----|-----|--------|
| 1429-005 | 1/2 | 50 | 600 | 140 | .98 |
| 1429-007 | 3/4 | 50 | 600 | 140 | 1.18 |
| 1429-010 | 1 | 50 | 400 | 140 | 1.23 |
| 1429-012 | 1-1/4 | 25 | 200 | 140 | 1.82 |
| 1429-015 | 1-1/2 | 25 | 0 | 140 | 2.16 |
| 1429-020 | 2 | 25 | 0 | 140 | 4.08 |
| 1429-025 | 2-1/2 | 10 | 0 | 140 | 10.58 |
| 1429-030 | 3 | 10 | 0 | 140 | 17.97 |
| 1429-040 | 4 | 10 | 0 | 140 | 24.46 |
| 1429-060 | 6 | 8 | 0 | 140 | 69.32 |
| 1429-080* | 8 | 4 | 0 | 140 | 150.06 |

* Fabricated

CPVC Coupling

Insert x Insert



| | | | | | |
|-----------|-----|----|-----|-----|------|
| 1429-005C | 1/2 | 50 | 600 | 142 | 1.39 |
| 1429-007C | 3/4 | 50 | 600 | 142 | 2.01 |
| 1429-010C | 1 | 50 | 400 | 042 | 1.75 |

PVC Reducer Coupling

Insert x Insert



| | | | | | |
|-----------|-------------|----|-----|-----|-------|
| 1429-101 | 3/4X1/2 | 50 | 600 | 140 | 1.60 |
| 1429-130 | 1X1/2 | 50 | 400 | 140 | 2.20 |
| 1429-131 | 1X3/4 | 50 | 400 | 140 | 1.64 |
| 1429-1315 | 1X7/8 | 50 | 400 | 140 | 3.36 |
| 1429-167 | 1-1/4X3/4 | 25 | 300 | 140 | 3.36 |
| 1429-168 | 1-1/4X1 | 25 | 200 | 140 | 2.61 |
| 1429-210 | 1-1/2X3/4 | 25 | 275 | 140 | 4.08 |
| 1429-211 | 1-1/2X1 | 25 | 200 | 140 | 3.93 |
| 1429-212 | 1-1/2X1-1/4 | 25 | 0 | 140 | 3.05 |
| 1429-249 | 2X1 | 10 | 80 | 140 | 5.56 |
| 1429-250 | 2X1-1/4 | 10 | 80 | 140 | 5.17 |
| 1429-251 | 2X1-1/2 | 10 | 80 | 140 | 4.92 |
| 1429-291 | 2-1/2X1-1/2 | 10 | 0 | 140 | 14.07 |
| 1429-338* | 3X2 | 12 | 0 | 140 | 39.79 |
| 1429-422 | 4X3 | 18 | 0 | 140 | 69.95 |
| 1429-532 | 6X4 | 8 | 0 | 140 | 79.57 |

* Fabricated

Insert Adapter (White PVC)

Insert x I.P.S. Spigot



| | | | | | |
|---------|-----|----|-----|-----|------|
| 460-005 | 1/2 | 50 | 300 | 040 | 2.26 |
|---------|-----|----|-----|-----|------|

| Part Number | Size | Std Pk | Mstr Ctn | Disc Code | Price Each |
|-------------|------|--------|----------|-----------|------------|
|-------------|------|--------|----------|-----------|------------|

Insert Adapter (White PVC) (continued)

Insert x I.P.S. Spigot

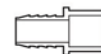
| | | | | | |
|-----------|---------------|----|-----|-----|--------|
| 460-007 | 3/4 | 50 | 200 | 040 | 2.97 |
| 460-007N | 3/4X3/4X1/2 | 50 | 200 | 040 | 2.97 |
| 460-010 | 1 | 50 | 0 | 040 | 3.11 |
| 460-012 | 1-1/4 | 20 | 160 | 040 | 3.20 |
| 460-012N | 1-1/4X1-1/4X1 | 20 | 160 | 040 | 3.20 |
| 460-015 | 1-1/2 | 25 | 0 | 040 | 3.44 |
| 460-020 | 2 | 10 | 0 | 040 | 5.72 |
| 460-030 | 3 | 25 | 0 | 040 | 19.31 |
| 460-040 | 4 | 10 | 0 | 040 | 22.24 |
| 460-131N | 3/4X1X3/4 | 20 | 160 | 040 | 3.46 |
| 460-132N | 1X1-1/4X1 | 20 | 160 | 040 | 3.74 |
| 1432-060 | 6 | 8 | 0 | 140 | 95.61 |
| 1432-080* | 8 | 4 | 0 | 140 | 189.82 |

N = Nesting

* Fabricated

Insert Adapter (PVC Gray)

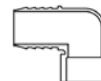
Insert x I.P.S. Spigot



| | | | | | |
|-----------|-------|----|-----|-----|--------|
| 460-005G | 1/2 | 50 | 300 | 043 | 2.51 |
| 460-007G | 3/4 | 50 | 200 | 043 | 3.31 |
| 460-010G | 1 | 50 | 0 | 043 | 3.44 |
| 460-012G | 1-1/4 | 20 | 160 | 043 | 3.56 |
| 460-015G | 1-1/2 | 25 | 0 | 043 | 3.82 |
| 460-020G | 2 | 10 | 0 | 043 | 6.36 |
| 1432-060G | 6 | 4 | 0 | 140 | 106.24 |

Insert Adapter 90° Ell (White PVC)

Insert x I.P.S. Spigot



| | | | | | |
|----------|-------|----|----|-----|------|
| 460A-015 | 1-1/2 | 10 | 80 | 040 | 6.83 |
|----------|-------|----|----|-----|------|

Insert Adapter (White PVC)

Insert x Soc



| | | | | | |
|---------|-------|----|-----|-----|-------|
| 474-005 | 1/2 | 50 | 600 | 040 | 2.06 |
| 474-007 | 3/4 | 50 | 400 | 040 | 2.47 |
| 474-010 | 1 | 50 | 0 | 040 | 2.62 |
| 474-012 | 1-1/4 | 25 | 0 | 040 | 4.16 |
| 474-015 | 1-1/2 | 25 | 0 | 040 | 4.61 |
| 474-020 | 2 | 25 | 0 | 040 | 8.54 |
| 474-030 | 3 | 15 | 0 | 040 | 25.45 |
| 474-040 | 4 | 15 | 0 | 040 | 29.09 |

Insert Adapter (PVC Gray)

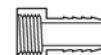
Insert x Soc



| | | | | | |
|----------|-------|----|-----|-----|------|
| 474-005G | 1/2 | 50 | 600 | 043 | 2.28 |
| 474-007G | 3/4 | 50 | 400 | 043 | 2.76 |
| 474-010G | 1 | 50 | 0 | 043 | 2.92 |
| 474-012G | 1-1/4 | 25 | 0 | 043 | 4.62 |
| 474-015G | 1-1/2 | 25 | 0 | 043 | 4.79 |
| 474-020G | 2 | 25 | 0 | 043 | 9.48 |

PVC Female Adapter

Fipt x Insert



| | | | | | |
|----------|-------|----|-----|-----|-------|
| 1435-005 | 1/2 | 50 | 300 | 140 | 4.28 |
| 1435-007 | 3/4 | 50 | 400 | 140 | 4.66 |
| 1435-010 | 1 | 50 | 0 | 140 | 5.17 |
| 1435-012 | 1-1/4 | 25 | 0 | 140 | 6.35 |
| 1435-015 | 1-1/2 | 25 | 0 | 140 | 8.06 |
| 1435-020 | 2 | 10 | 0 | 140 | 10.24 |

Barbed Insert Fittings Barbed Insert Fittings



| Part Number | Size | Std Pk | Mstr Ctn | Disc Code | Price Each |
|-------------|------|--------|----------|-----------|------------|
|-------------|------|--------|----------|-----------|------------|

CPVC Female Adapter

Fipt x Insert



| | | | | | |
|-----------|-------|----|-----|-----|-------|
| 1435-005C | 1/2 | 50 | 300 | 143 | 4.87 |
| 1435-007C | 3/4 | 50 | 400 | 143 | 6.65 |
| 1435-010C | 1 | 50 | 0 | 143 | 7.56 |
| 1435-012C | 1-1/4 | 25 | 0 | 143 | 8.29 |
| 1435-015C | 1-1/2 | 25 | 0 | 143 | 10.47 |
| 1435-020C | 2 | 10 | 0 | 143 | 13.72 |

Special Reinforced PVC Female Adapter

SR Fipt x Insert



| | | | | | |
|------------|-------|----|-----|-----|-------|
| 1435-005SR | 1/2 | 50 | 400 | 142 | 5.73 |
| 1435-007SR | 3/4 | 50 | 400 | 142 | 6.77 |
| 1435-010SR | 1 | 50 | 0 | 142 | 8.07 |
| 1435-015SR | 1-1/2 | 20 | 0 | 142 | 22.78 |

PVC Reducing Female Adapter

Fipt x Insert



| | | | | | |
|----------|---------|----|-----|-----|------|
| 1435-074 | 1/2X3/4 | 50 | 500 | 140 | 5.97 |
| 1435-101 | 3/4X1/2 | 50 | 600 | 140 | 5.53 |
| 1435-102 | 3/4X1 | 50 | 0 | 140 | 6.17 |
| 1435-131 | 1X3/4 | 50 | 0 | 140 | 4.07 |

PVC Male Adapter

Mipt x Insert



| | | | | | |
|------------------------|-------|----|-----|-----|--------|
| 1436-005 | 1/2 | 50 | 600 | 140 | .96 |
| 1436-007 | 3/4 | 50 | 400 | 140 | 1.18 |
| 1436-010 | 1 | 50 | 0 | 140 | 1.22 |
| 1436-012 | 1-1/4 | 20 | 160 | 140 | 1.93 |
| 1436-015 | 1-1/2 | 25 | 0 | 140 | 2.16 |
| 1436-015W | 1-1/2 | 20 | 0 | 001 | 2.16 |
| 1436-020 | 2 | 10 | 0 | 140 | 4.14 |
| 1436-025 | 2-1/2 | 10 | 0 | 140 | 17.00 |
| 1436-030 | 3 | 10 | 0 | 140 | 19.61 |
| 1436-040 | 4 | 10 | 0 | 140 | 27.26 |
| 1436-060G ¹ | 6 | 1 | 4 | 140 | 153.72 |
| 1436-060 ² | 6 | 4 | 0 | 140 | 138.35 |

1 Fabricated - Gray PVC
2 Fabricated - White PVC

CPVC Male Adapter

Mipt x Insert



| | | | | | |
|------------|-------|------|-----|-----|--------|
| 1436-005C | 1/2 | 1400 | 0 | 143 | 1.39 |
| 1436-007C | 3/4 | 50 | 400 | 143 | 1.69 |
| 1436-010C | 1 | 50 | 0 | 143 | 1.74 |
| 1436-012C | 1-1/4 | 20 | 160 | 143 | 2.61 |
| 1436-015C | 1-1/2 | 25 | 0 | 143 | 3.11 |
| 1436-020C | 2 | 10 | 0 | 143 | 5.92 |
| 1436-030C | 3 | 10 | 0 | 143 | 26.77 |
| 1436-040C | 4 | 10 | 0 | 143 | 41.38 |
| 1436-060C | 6 | 4 | 0 | 001 | 139.49 |
| 1436-080CF | 8 | 1 | 0 | 001 | 160.42 |

PVC Reducing Male Adapter

Mipt x Insert



| | | | | | |
|----------|---------|----|-----|-----|------|
| 1436-074 | 1/2X3/4 | 50 | 300 | 140 | 3.05 |
| 1436-075 | 1/2X1 | 50 | 200 | 140 | 3.17 |
| 1436-101 | 3/4X1/2 | 50 | 600 | 140 | 2.76 |
| 1436-102 | 3/4X1 | 50 | 400 | 140 | 3.17 |
| 1436-131 | 1X3/4 | 50 | 0 | 140 | 2.85 |

| Part Number | Size | Std Pk | Mstr Ctn | Disc Code | Price Each |
|-------------|------|--------|----------|-----------|------------|
|-------------|------|--------|----------|-----------|------------|

PVC Reducing Male Adapter (continued)

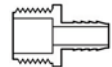
Mipt x Insert

| | | | | | |
|-----------------------|-------------|----|-----|-----|-------|
| 1436-132 | 1X1-1/4 | 25 | 200 | 140 | 3.85 |
| 1436-133 | 1X1-1/2 | 25 | 0 | 140 | 5.80 |
| 1436-167 | 1-1/4X3/4 | 25 | 200 | 140 | 3.36 |
| 1436-168 | 1-1/4X1 | 25 | 200 | 140 | 3.61 |
| 1436-169 | 1-1/4X1-1/2 | 10 | 120 | 140 | 5.80 |
| 1436-211 | 1-1/2X1 | 25 | 0 | 140 | 4.40 |
| 1436-212 | 1-1/2X1-1/4 | 25 | 0 | 140 | 4.40 |
| 1436-213 | 1-1/2X2 | 10 | 80 | 140 | 7.46 |
| 1436-251 | 2X1-1/2 | 10 | 80 | 140 | 7.40 |
| 1436-252 ¹ | 2X2-1/2 | 10 | 0 | 140 | 13.44 |
| 1436-292 ² | 2-1/2X2 | 10 | 0 | 140 | 59.29 |

*Assembled molded components

CPVC Reducing Male Adapter

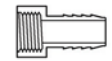
Mipt x Insert



| | | | | | |
|-----------|-------------|----|-----|-----|------|
| 1436-073C | 1/2X3/8 | 50 | 300 | 143 | 1.53 |
| 1436-074C | 1/2X3/4 | 50 | 300 | 142 | 3.48 |
| 1436-101C | 3/4X1/2 | 50 | 600 | 142 | 3.93 |
| 1436-212C | 1-1/2X1-1/4 | 25 | 0 | 143 | 6.09 |

PVC Female Hose Adapter

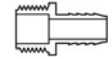
Female Hose Thread x Insert



| | | | | | |
|-------------|-----|----|-----|-----|------|
| 1435-007FHT | 3/4 | 50 | 400 | 140 | 5.56 |
|-------------|-----|----|-----|-----|------|

PVC Male Hose Adapter

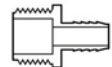
Male Hose Thread x Insert



| | | | | | |
|-------------|-----|----|-----|-----|------|
| 1436-007MHT | 3/4 | 50 | 400 | 140 | 2.87 |
|-------------|-----|----|-----|-----|------|

PVC Reducing Male Hose Adapter

Male Hose Thread x Insert



| | | | | | |
|-------------|---------|----|-----|-----|------|
| 1436-101MHT | 3/4X1/2 | 50 | 600 | 140 | 2.74 |
| 1436-102MHT | 3/4X1 | 50 | 400 | 140 | 3.14 |

PVC Pool Adapter

Mipt x Hose ID

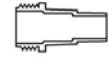


Not NSF Approved

| | | | | | |
|----------|-------------------|----|---|-----|------|
| 1436-204 | 1-1/2X1-1/2X1-1/4 | 25 | 0 | 140 | 5.52 |
|----------|-------------------|----|---|-----|------|

PP Pool Adapter

Mipt x Hose ID

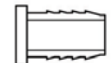


Not NSF Approved

| | | | | | |
|-----------|-------------------|----|---|-----|------|
| 1436-204P | 1-1/2X1-1/2X1-1/4 | 25 | 0 | 140 | 5.52 |
|-----------|-------------------|----|---|-----|------|

PVC Plug

Insert



| | | | | | |
|----------|-------|-----|------|-----|------|
| 1449-005 | 1/2 | 100 | 600 | 140 | 1.75 |
| 1449-007 | 3/4 | 100 | 1200 | 140 | 1.82 |
| 1449-010 | 1 | 50 | 600 | 140 | 2.46 |
| 1449-012 | 1-1/4 | 25 | 300 | 140 | 3.13 |
| 1449-015 | 1-1/2 | 25 | 300 | 140 | 3.40 |
| 1449-020 | 2 | 10 | 120 | 140 | 5.99 |



Barbed Insert Fittings
Barbed Insert Fittings

| Part Number | Size | Std Pk | Mstr Ctn | Disc Code | Price Each |
|-------------|------|--------|----------|-----------|------------|
|-------------|------|--------|----------|-----------|------------|

PVC Lay Flat Plug Insert



For Lay Flat Type Hose

| | | | | | |
|------------|----------|---|---|-----|--------|
| 1449-030LF | 3 | 1 | 4 | 140 | 23.21 |
| 1449-040LF | 4 | 4 | 0 | 140 | 30.42 |
| 1449-060LF | 6 | 1 | 6 | 140 | 165.19 |